

Data & Analytics

Live presentation required

Proper Cost Preparation = Project Success

Having Peace of Mind and Confidence FACT's Construction Costs Reports are Fair, Accurate, Comprehensive, & Thorough is easy when you have over \$170 Million of successful bids & estimates in just over the past 18 months.

FACT's state of the art F3 Data & Analytics System gives our clients access to a baseline of current and local building costs that cover every facet of building requirements.

With Over 20 Divisions of construction scopes calculated daily which include direct costs from sub contractor's & suppliers, FACT Reports are generated with confidence and comfort that everything required is accounted for and project needs are met to ensure winning results.

\$1,661,784.95

Average Bid
Amount

\$171 Mil

\$171,163,850.43
Prepared bids in the last
18 months

103

Applicable Bids
& Reports

Construction Divisions Compiled - Over \$170 Million in Data & Analytics (16-18 Months)

Type	Town	Zipcode	Total Sqft.	Total Cost
Renovation & Addition	East Hampton	11937	3011.35	\$586,544.53
Renovation & Addition	East Hampton	11937	2024.00	\$625,223.48
Addition	Sag Harbor	11963	3011.35	\$98,106.65
Renovation & Addition	Center Moriches	11934	3592.00	\$702,034.60
Renovation & Addition	Quogue	11959	1635.00	\$412,698.00
Renovation & Addition	Sag Harbor	11963	1600.00	\$717,706.60
Renovation & Addition	Southold	11971	1750.00	\$708,873.23
Renovation & Addition	Garden City	11530	274.00	\$212,886.33
New Construction	East Moriches	11940	3700.00	\$1,210,158.87
Dormer	Center Moriches	11934	1575.00	\$172,104.66
Renovation & Addition	East Quogue	11942	560.90	\$286,973.95
Addition	Westhampton	11977	392.20	\$209,522.40
Addition	Cutchogue	11935	2027.30	\$822,547.90
Renovation & Addition	Greenport	11944	2344.10	\$1,035,753.89
Renovation & Addition	Sag Harbor	11963	1538.81	\$770,656.41
New Construction	Southampton	11968	3981.09	\$2,557,105.95
Renovation & Addition	Westhampton Beach	11978	4314.42	\$1,506,351.41
New Construction	East Setauket	11733	8113.50	\$3,598,205.06
Renovation & Addition	Amagansett	11930	966.05	\$456,787.07
Addition	East Moriches	11940	149.80	\$91,491.12
Renovation & Dormer	Sag Harbor	11963	555.00	\$380,046.40
Renovation & Addition	East Moriches	11940	3293.97	\$1,343,862.56
Renovation & Addition	Sag Harbor	11963	3745.97	\$1,369,077.32
Renovation & Addition	Bridgehampton	11932	1131.00	\$771,552.04
Renovation	Hampton Bays	11946	990.00	\$265,879.63
Renovation & Addition	Amagansett	11930	1485.00	\$658,300.50
Renovation & Addition	Southampton	11968	7660.00	\$1,928,078.41
Renovation & Addition	Sagaponack	11962	3518.00	\$1,205,342.19
New Construction	North Haven	11768	4333.00	\$1,479,845.65
Renovation	East Hampton	11937	4388.30	\$1,438,427.59
Renovation	Water Mill	11976	1685.60	\$414,589.39
New Construction	Southampton	11968	3390.00	\$1,154,443.01
Addition	East Hampton	11937	317.44	\$186,924.63
Renovation & Addition	Southampton	11968	839.30	\$241,032.27
New Construction	Water Mill	11976	13347.00	\$7,798,930.48
Basement	East Hampton	11937	1159.00	\$152,658.58
Renovation	Southampton	11968	2509.65	\$948,912.02
Renovation	East Hampton	11937	2890.90	\$921,103.40
Renovation & Addition	Southampton	11968	767.00	\$422,250.71
New Construction	Riverhead	11901	5494.43	\$1,523,352.83
Basement	Southampton	11968	1591.80	\$245,599.58
Basement	Westhampton	11977	752.10	\$6,821.92
New Construction	East Hampton	11937	14333.00	\$4,248,659.34
Renovation & Addition	Water Mill	11976	4394.00	\$1,518,038.37
New Construction	Southampton	11968	11762.00	\$4,941,455.19
Renovation & Addition	Water Mill	11976	1605.50	\$542,906.80
New Construction	Southampton	11968	2283.49	\$1,370,797.04
Renovation & Addition	Westhampton	11977	1901.50	\$721,430.54
Renovation & Addition	Remsenburg	11960	3107.00	\$1,633,753.19
New Construction	East Hampton	11937	2907.70	\$1,780,697.23

Type	Town	Zipcode	Total Sqft.	Total Cost
Renovation & Addition	East Hampton	11937	3011.35	\$586,544.53
Renovation & Addition	East Hampton	11937	2024.00	\$625,223.48
Addition	Sag Harbor	11963	3011.35	\$98,106.65
Renovation & Addition	Center Moriches	11934	3592.00	\$702,034.60
Renovation & Addition	Quogue	11959	1635.00	\$412,698.00
Renovation & Addition	Sag Harbor	11963	1600.00	\$717,706.60
Renovation & Addition	Southold	11971	1750.00	\$708,873.23
Renovation & Addition	Garden City	11530	274.00	\$212,886.33
New Construction	East Moriches	11940	3700.00	\$1,210,158.87
Dormer	Center Moriches	11934	1575.00	\$172,104.66
Renovation & Addition	East Quogue	11942	560.90	\$286,973.95
Addition	Westhampton	11977	392.20	\$209,522.40
Addition	Cutchogue	11935	2027.30	\$822,547.90
Renovation & Addition	Greenport	11944	2344.10	\$1,035,753.89
Renovation & Addition	Sag Harbor	11963	1538.81	\$770,656.41
New Construction	Southampton	11968	3981.09	\$2,557,105.95
Renovation & Addition	Westhampton Beach	11978	4314.42	\$1,506,351.41
New Construction	East Setauket	11733	8113.50	\$3,598,205.06
Renovation & Addition	Amagansett	11930	966.05	\$456,787.07
Addition	East Moriches	11940	149.80	\$91,491.12
Renovation & Dormer	Sag Harbor	11963	555.00	\$380,046.40
Renovation & Addition	Water Mill	11976	1248.00	\$1,193,932.39
New Construction	Noyack	11963	8570.24	\$8,839,016.30
New Construction	Southampton	11968	4251.90	\$1,401,079.86
Renovation & Addition	North Haven	11963	2948.00	\$1,525,398.92
New Construction	Sag Harbor	11963	5863.60	\$3,874,529.42
Renovation & Addition	Sag Harbor	11963	6781.00	\$4,767,555.27
New Construction	Amagansett	11930	3136.46	\$1,469,074.99
New Construction	Shelter Island	11964	2679.72	\$1,753,853.36
New Construction	Shelter Island	11964	3320.00	\$1,723,053.68
Addition	East Hampton	11937	555.00	\$270,811.32
New Construction	Shelter Island	11963	4269.00	\$3,030,467.05
New Construction	Shelter Island	11963	4977.60	\$2,814,787.07
Addition	Southampton	11968	370.00	\$1,017,721.15
New Construction	Quogue	11959	10334.00	\$3,188,358.13
New Construction	East Hampton	11937	9166.13	\$3,674,671.83
New Construction	East Hampton	11937	9613.50	\$3,690,202.60
Renovation & Addition	East Hampton	11937	724.04	\$366,401.56
Renovation & Addition	Amagansett	11930	4255.70	\$1,865,490.60
New Construction	Sagaponack	11962	8332.92	\$3,134,867.99
Renovation & Addition	Southampton	11968	3665.50	\$1,191,457.62
New Construction	Lloyd Harbor	11724	14363.80	\$6,510,440.14
Renovation	Huntington	11743	8799.80	\$1,496,318.38
New Construction	East Quogue	11942	5070.20	\$1,391,951.25
New Construction	East Quogue	11942	4229.70	\$1,712,837.34
Renovation & Addition	Lloyd Harbor	11724	3667.20	\$1,227,201.65
Renovation & Addition	Northport	11768	2782.00	\$1,885,877.08
New Construction	Brooklyn	11215	9327.80	\$8,419,229.51
New Construction	Westhampton Beach	11978	7606.00	\$2,613,080.66
Renovation & Addition	Southampton	11968	2564.99	\$943,486.85
Renovation & Addition	Sag Harbor	11963	2173.23	\$543,706.43
Renovation & Addition	Bridgehampton	11932	1486.90	\$704,373.15
Renovation & Addition	North Haven	11963	4313.00	\$1,505,164.30
Renovation & Addition		11932	1604.14	\$1,239,195.54
Renovation	East Hampton	11967	687.30	\$375,037.50
Renovation	Roslyn Heights	11577	6211.00	\$290,131.72
New Construction	Roslyn Heights	11577	6339.30	\$2,012,718.33
New Construction	North Haven	11963	4558.00	\$4,114,817.29
Renovation & Addition	Southampton	11968	5863.60	\$466,475.16
Renovation	New York	10023	3655.50	\$4,153,434.83
New Construction	Sag Harbor	11963	6021.00	\$9,185,070.89
Renovation	Southampton	11968	6488.67	\$1,901,578.56
Basement	East Hampton	11937	799.00	\$321,957.37
Renovation	Southampton	11968	2554.31	\$1,074,138.34

Type Town Sqft

Type	Town	Residential	Renovation/Addition	Demolition	New Construction	Total Sqft.	Bedroom Count	Bathroom Count	Pool House	Landscape	Detached Garage	Total Cost
New Construction	Brooklyn	Yes	No	Yes	Yes	9,327.80	8	7.5	0			\$8,419,230
New Construction	East Hampton	Yes	No	No	Yes	9,166.13	6	9	204 sq ft	117756	0	\$3,674,672
New Construction	East Hampton	Yes	No	No	Yes	9,613.50	6	9	204 sq ft	117756	0	\$3,690,203
New Construction	East Hampton	Yes	No	No	Yes	14,333.00	4	5	0	0	0	\$4,248,659
New Construction	Lloyd Harbor	Yes	No	No	Yes	14,363.80	7	5 full 2 half	0	0	0	\$6,510,440
New Construction	Quogue	Yes	No	No	Yes	10,334.00	7	8	0	0	741	\$3,188,358
New Construction	Southampton	Yes	No	No	Yes	11,762.00	5	7	0	37262	0	\$4,941,455
New Construction	Water Mill	Yes	No	Yes	Yes	13,347.00	6	10	0		0	\$7,798,930

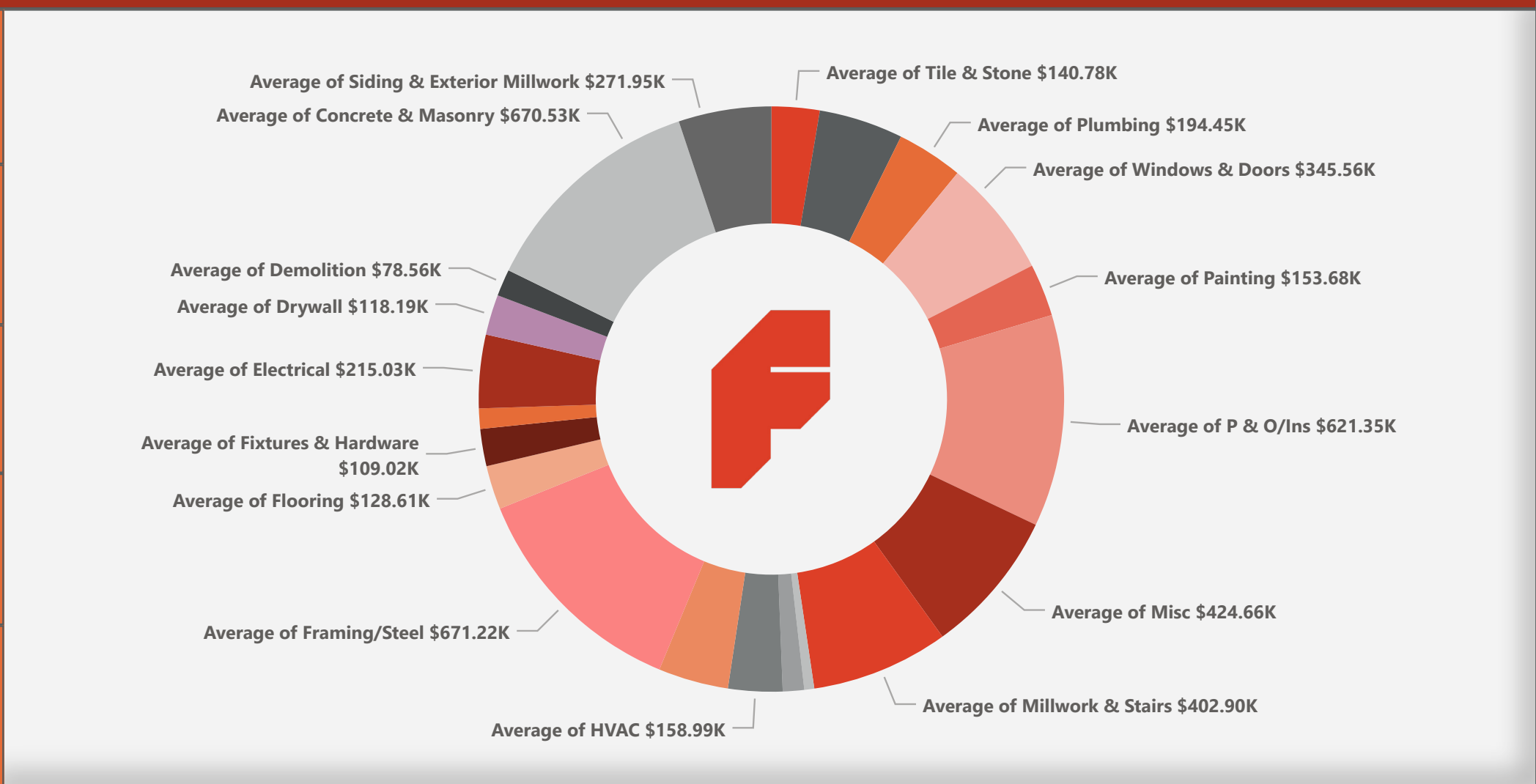
\$42.47M
Total Cost of Project(s)

92.25K
Total Developed Sq Ft

\$460
Cost Per Sq Ft

8
Total Number of Projects

\$5.31M
Avg. Cost Per Project



Type: Select all Basement Dormer Renovation Renovation & Addition Town: All Sqft: Multiple select...

Type	Town	Residential	Renovation/Addition	Demolition	New Construction	Total Sqft.	Bedroom Count	Bathroom Count	Pool House	Landscape	Detached Garage	Total Cost
Renovation & Addition	Bridgehampton	Yes	Yes	No	No	1,486.90	1	1.5	0	18538	0	\$704,373
Renovation & Addition	Quogue	Yes	Yes	No	No	1,635.00	4	5	0	42967	0	\$412,698
Renovation & Addition	Sag Harbor	Yes	Yes	No	No	1,538.81	1	1	0	6404	0	\$770,650
Renovation & Addition	Sag Harbor	Yes	Yes	No	No	1,600.00	2	2	0	5431	327	\$717,701
Renovation & Addition	Southold	Yes	Yes	No	No	1,750.00	0	1	0		0	\$708,873
Renovation & Addition	Water Mill	Yes	Yes	No	No	1,248.00	4	5.5	0	74207	911	\$1,193,932
Renovation & Addition	Water Mill	Yes	Yes	No	No	1,605.50	5	6	0	74207	911	\$542,901
Renovation & Addition	Westhampton	Yes	Yes	No	No	1,901.50	4	3	0	23410	0	\$721,431

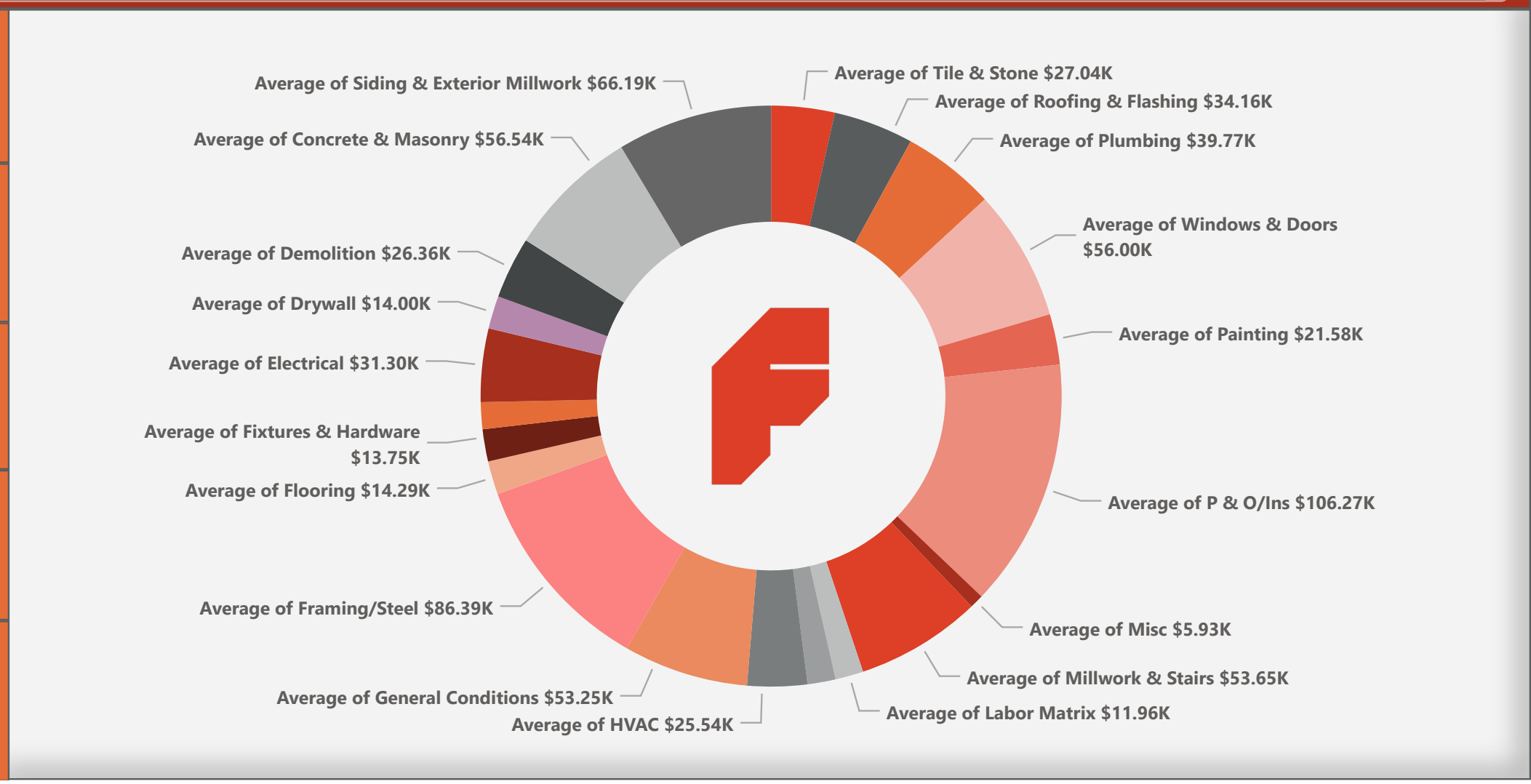
\$8.44M
Total Cost of Project(s)

16.99K
Total Developed Sq Ft

\$497
Cost Per Sq Ft

11
Total Number of Projects

\$767.42K
Avg. Cost Per Project



Type

Addition	Basement	Dormer	New Construction	Renovation	Renovation & Addition	Renovation & Dormer
----------	----------	--------	------------------	------------	-----------------------	---------------------

93

Number of Projects

New Construction

No

Yes

Type	New Construction	Town	Total Sqft.	Bedroom Count	Bathroom Count	Total Cost
New Construction	Yes	East Hampton	9,166.13	6	9	\$3,674,672
New Construction	Yes	East Hampton	9,613.50	6	9	\$3,690,203
Renovation & Addition	No	Sag Harbor	6,781.00	5	9	\$4,767,555
Renovation & Addition	No	Southampton	5,863.60	5	8 full 2 half	\$466,475
New Construction	Yes	Quogue	10,334.00	7	8	\$3,188,358
Renovation & Addition	No	Southampton	3,665.50	5	7.5	\$1,191,458
New Construction	Yes	Shelter Island	4,269.00	7	7.5	\$3,030,467
New Construction	Yes	Brooklyn	9,327.80	8	7.5	\$8,419,230
New Construction	Yes	Noyack	8,570.24	6	7.5	\$8,839,016
New Construction	Yes	Southampton	4,251.90	6	7	\$1,401,080
Renovation & Addition	No	Remsenburg	3,107.00	6	7	\$1,633,753
Renovation & Addition	No	Southampton	7,660.00	5	7	\$1,928,078
New Construction	Yes	Westhampton Beach	7,606.00	5	7	\$2,613,081
New Construction	Yes	Sagaponack	8,332.92	6	7	\$3,134,868
New Construction	Yes	Southampton	11,762.00	5	7	\$4,941,455
Renovation & Addition	No	North Haven	2,948.00	4	6.5	\$1,525,399
Renovation	No	Southampton	6,488.67	5	6.5	\$1,901,579
Renovation & Addition	No	Water Mill	1,605.50	5	6	\$542,907
Renovation & Addition	No	Sag Harbor	3,745.97	5	6	\$1,369,077
Renovation	No	East Hampton	4,388.30	4	6	\$1,438,428
New Construction	Yes	North Haven	4,333.00	6	6	\$1,479,846
Renovation & Addition	No	Amagansett	4,255.70	5	6	\$1,865,491
Renovation	No	Roslyn Heights	6,211.00	5	5.5	\$290,132
Renovation & Addition	No	Water Mill	1,248.00	4	5.5	\$1,193,932
New Construction	Yes	Lloyd Harbor	14,363.80	7	5 full 2 half	\$6,510,440
Renovation	No	East Hampton	687.30	5	5	\$375,038
Renovation & Addition	No	Quogue	1,635.00	4	5	\$412,698
New Construction	Yes	Southampton	3,390.00	4	5	\$1,154,443
Renovation & Addition	No	Sagaponack	3,518.00	4	5	\$1,205,342

Type

Addition	Basement	Dormer	New Construction	Renovation	Renovation & Addition	Renovation & Dormer
----------	----------	--------	-------------------------	------------	-----------------------	---------------------

31

Number of Projects

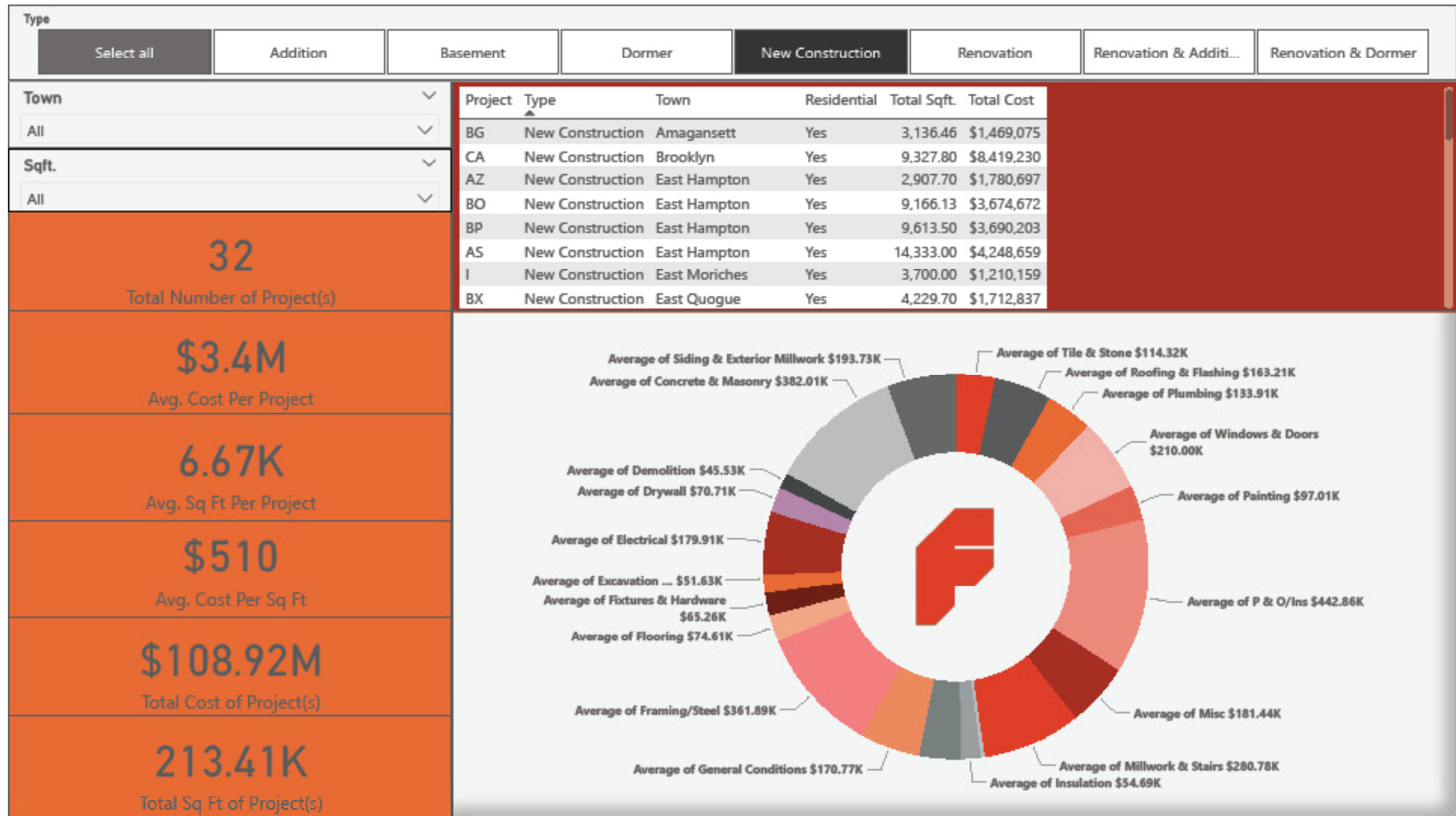
New Construction

Yes

Type	New Construction	Town	Total Sqft.	Bedroom Count	Bathroom Count	Total Cost
New Construction	Yes	East Hampton	9,166.13	6	9	\$3,674,672
New Construction	Yes	East Hampton	9,613.50	6	9	\$3,690,203
New Construction	Yes	Quogue	10,334.00	7	8	\$3,188,358
New Construction	Yes	Shelter Island	4,269.00	7	7.5	\$3,030,467
New Construction	Yes	Brooklyn	9,327.80	8	7.5	\$8,419,230
New Construction	Yes	Noyack	8,570.24	6	7.5	\$8,839,016
New Construction	Yes	Southampton	4,251.90	6	7	\$1,401,080
New Construction	Yes	Westhampton Beach	7,606.00	5	7	\$2,613,081
New Construction	Yes	Sagaponack	8,332.92	6	7	\$3,134,868
New Construction	Yes	Southampton	11,762.00	5	7	\$4,941,455
New Construction	Yes	North Haven	4,333.00	6	6	\$1,479,846
New Construction	Yes	Lloyd Harbor	14,363.80	7	5 full 2 half	\$6,510,440
New Construction	Yes	Southampton	3,390.00	4	5	\$1,154,443
New Construction	Yes	Southampton	2,283.49	4	5	\$1,370,797
New Construction	Yes	Riverhead	5,494.43	5	5	\$1,523,353
New Construction	Yes	East Hampton	2,907.70	5	5	\$1,780,697
New Construction	Yes	Sag Harbor	5,863.60	4	5	\$3,874,529
New Construction	Yes	East Hampton	14,333.00	4	5	\$4,248,659
New Construction	Yes	Shelter Island	4,977.60	2	4.5	\$2,814,787
New Construction	Yes	East Setauket	8,113.50	4	4.5	\$3,598,205
New Construction	Yes	Sag Harbor	6,021.00	4	4 full 1 powder	\$9,185,071
New Construction	Yes	East Quogue	5,070.20	4	4	\$1,391,951
New Construction	Yes	Amagansett	3,136.46	3	4	\$1,469,075
New Construction	Yes	East Quogue	4,229.70	4	4	\$1,712,837
New Construction	Yes	Southampton	3,981.09	3	4	\$2,557,106
New Construction	Yes	East Moriches	3,700.00	4	3	\$1,210,159
New Construction	Yes	Shelter Island	3,320.00	3	3	\$1,723,054
New Construction	Yes	Shelter Island	2,679.72	2	3	\$1,753,853
New Construction	Yes	North Haven	4,558.00	2	2	\$4,114,817

Type							38 Number of Projects	New Construction <input type="checkbox"/>
Addition	Basement	Dormer	New Construction	Renovation	Renovation & Addition	Renovation & Dormer		No
Type	New Construction	Town	Total Sqft.	Bedroom Count	Bathroom Count	Total Cost		
Renovation & Addition	No	Sag Harbor	6,781.00	5	9	\$4,767,555		
Renovation & Addition	No	Southampton	5,863.60	5	8 full 2 half	\$466,475		
Renovation & Addition	No	Southampton	3,665.50	5	7.5	\$1,191,458		
Renovation & Addition	No	Remsenburg	3,107.00	6	7	\$1,633,753		
Renovation & Addition	No	Southampton	7,660.00	5	7	\$1,928,078		
Renovation & Addition	No	North Haven	2,948.00	4	6.5	\$1,525,399		
Renovation & Addition	No	Water Mill	1,605.50	5	6	\$542,907		
Renovation & Addition	No	Sag Harbor	3,745.97	5	6	\$1,369,077		
Renovation & Addition	No	Amagansett	4,255.70	5	6	\$1,865,491		
Renovation & Addition	No	Water Mill	1,248.00	4	5.5	\$1,193,932		
Renovation & Addition	No	Quogue	1,635.00	4	5	\$412,698		
Renovation & Addition	No	Sagaponack	3,518.00	4	5	\$1,205,342		
Renovation & Addition	No	North Haven	4,313.00	6	4 Full 2 Half	\$1,505,164		
Renovation & Addition	No	Bridgehampton	1,131.00	4	4	\$771,552		
Renovation & Addition	No	East Hampton	3,011.35	4	3.5	\$586,545		
Renovation & Addition	No	Westhampton Beach	4,314.42	2	3.5	\$1,506,351		
Renovation & Addition	No	Southampton	839.30	3	3	\$241,032		
Renovation & Addition	No	Southampton	767.00	3	3	\$422,251		
Renovation & Addition	No	Amagansett	966.05	4	3	\$456,787		
Renovation & Addition	No	Westhampton	1,901.50	4	3	\$721,431		
Renovation & Addition	No	Southampton	2,564.99	4	3	\$943,487		
Renovation & Addition	No	East Moriches	3,293.97	2	3	\$1,343,863		
Renovation & Addition	No	Water Mill	4,394.00	4	3	\$1,518,038		
Renovation & Addition	No	East Quogue	560.90	0	2.5	\$286,974		
Renovation & Addition	No	Lloyd Harbor	3,667.20	3	2.5	\$1,227,202		
Renovation & Addition	No	Northport	2,782.00	3	2.5	\$1,885,877		
Renovation & Addition	No	East Hampton	724.04	3	2	\$366,402		
Renovation & Addition	No	Amagansett	1,485.00	3	2	\$658,301		
Renovation & Addition	No	Sag Harbor	1,600.00	2	2	\$717,707		

Total New Construction Projects



Construction Projects: 5,000 - 7,000 sqft

Type

Select all

New Construction

Renovation & Addition

Town

All

Sqft.

Multiple selections

Project	Type	Town	Residential	Total Sqft.	Total Cost
BW	New Construction	East Quogue	Yes	5,070.20	\$1,391,951
AP	New Construction	Riverhead	Yes	5,494.43	\$1,523,353
CJ	New Construction	Roslyn Heights	Yes	6,339.30	\$2,012,718
BE	New Construction	Sag Harbor	Yes	5,863.60	\$3,874,529
CN	New Construction	Sag Harbor	Yes	6,021.00	\$9,185,071

5

Total Number of Project(s)

\$3.6M

Avg. Cost Per Project

5.76K

Avg. Sq Ft Per Project

\$625

Avg. Cost Per Sq Ft

\$17.99M

Total Cost of Project(s)

28.79K

Total Sq Ft of Project(s)

Category	Average Cost
Average of Concrete & Masonry	\$611.54K
Average of P & O/Ins	\$445.64K
Average of Roofing & Flashing	\$212.70K
Average of Siding & Exterior Millwork	\$156.17K
Average of Millwork & Stairs	\$265.03K
Average of HVAC	\$240.13K
Average of Framing/Steel	\$274.36K
Average of Windows & Doors	\$205.10K
Average of Drywall	\$28.69K
Average of Electrical	\$157.95K
Average of Painting	\$99.48K
Average of Plumbing	\$90.92K
Average of Fixtures & Hardware	\$58.78K
Average of Flooring	\$69.77K
Average of General Conditions	\$217.10K
Average of Labor Matrix	\$1.67K
Average of Misc	\$179.95K
Average of Tile & Stone	\$175.62K